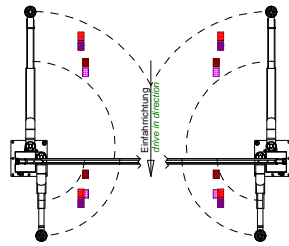
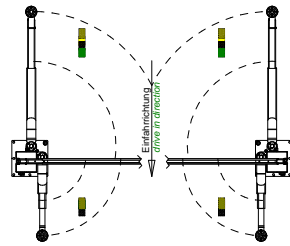


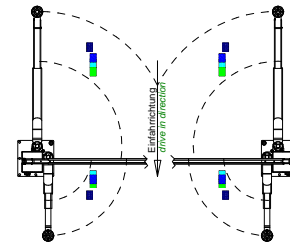
- G05/06 (BMW X5/X6)
- G07 (BMW X7)
- G29/J29 (BMW Z4)



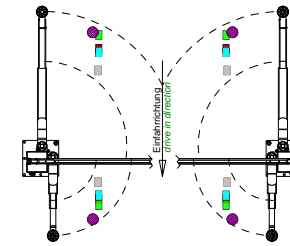
- F49 (BMW X1 Langversion China)
- F39 (BMW X2)
- G01/02 (BMW X3/X4)
- G08 (BMW X3 Langversion)



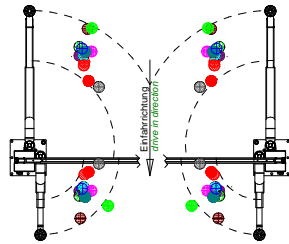
- G20/G21 (BMW 3-er Touring)
- G31/G32 (BMW 5-er Touring / 6er GT)
- G14/G15 (BMW 8-er Cabrio / Grad Coupé M)
- F31/32/33/G16 (BMW X3/X4)



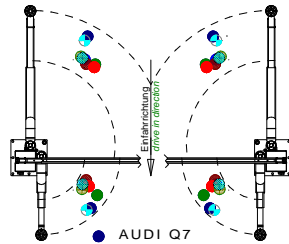
- F52 (BMW 1er Stufenheck (China))
- F40 (BMW 1er)
- F46 (BMW 2er Grand Tourer)
- F35 (BMW 3er Langversion (China))



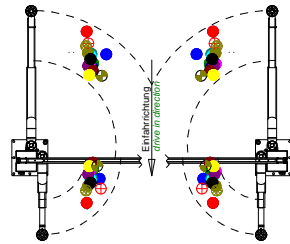
- F60 (Mini Countryman)
- RR11 (Rolls Royce Phantom)
- RR12 (Rolls Royce Phantom EWB)
- RR31 (Rolls Royce Cullinan)
- G12 (Langversion 7er)



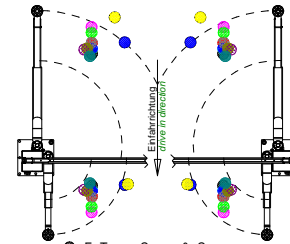
- G-Modell
- B-Klasse
- M-Klasse
- SLK
- E-Klasse
- Sprinter mittel Alternativpunkte (X)
- SmartFortwo 3rdGen ab 2014
- smart
- R-Klasse
- CLK
- Vito
- S-Klasse lang



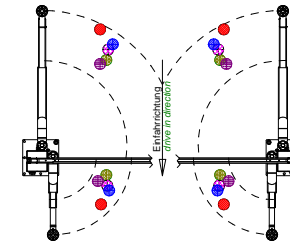
- AUDI Q7
- AUDI Q5
- AUDI A5
- A2
- A3 2004>
- Audi TT
- A8 lang
- AUDI R8 *



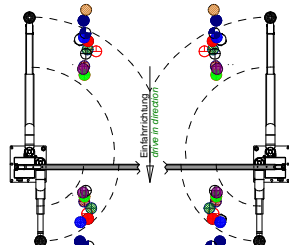
- Cressida
- Toyota IQ
- Yaris (2000)
- Land Cruiser (GX-R)
- RAV 4
- Corolla 1988-1991
- Echo (2000)
- Hiace (short)
- Yaris
- MX-81/MX-83 1989-1992
- Crown 1996-1999
- Corolla ab 2004
- XA seit 2004
- Avensis
- Camry
- Landcruiser



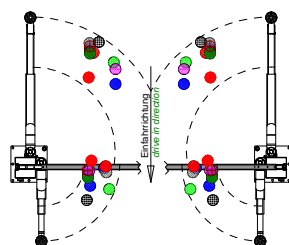
- F-Type Conv & Coupe
- XJL (Long Wheel Base)
- XF
- XK
- XJ
- XE
- New XF
- F-Pace
- Range Rover LWB
- Evouge L538
- Defender 110 (X)
- Discovery 4 (X)



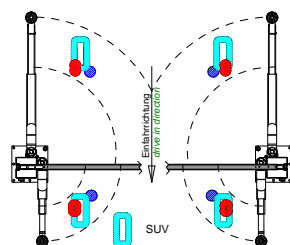
- Opel Agila
- Opel Corsa
- Opel Vectra Combi 2007
- Opel Insignia
- Opel Vivaro ab 2014



- Touran
- Pheaton
- Touareg/Cayenne
- VW T4 kurz
- VW T5 kurz
- VW T5 lang (X)
- Seat Leon / Altea
- Seat Toledo
- Crafter mittel Bj. 2017 Radstand 3640 (X)
- Crafter 2016 L4 F/Q + 4X4 (X)
- VW Golf 7



- GT2
- Boxster Typ 986
- 911 bis Modell 86
- 911 ab Modell 87
- 928 bis Modell 85
- 928 ab Modell 86
- 968
- 959
- Boxster// 911 Carrera (1996)
- 4-Zylinder Baureihe
- Cayenne



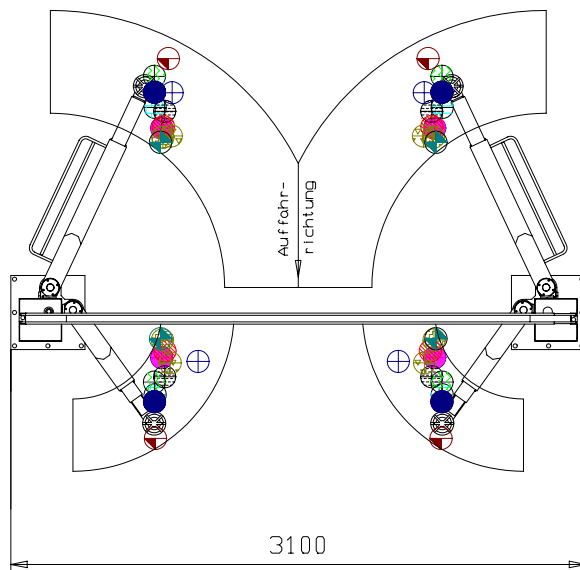
- SUV
- Sportwagen
- Limousine

(X) diese Fahrzeuge können nicht aufgenommen werden.
Die Unterschwenkhöhe ist jeweils separat zu prüfen.

Alle Maße in mm! / all dimensions in mm!
Mass- und Konstruktionsänderungen vorbehalten! dimensions and design changes reserved!

Tragfähigkeit: 3200kg
capacity: 3200kg


(3D CAD-Modell)				Projektionsmethode 1 ISO 5456-2		Benennung / designation	
-	-	-	-	Datum	Name	2.30 SL DT	
-	-	-	-	Bearb.	MH		
-	-	-	-	Gepr.		Plan mit verschiedenen Aufnahmepunkten	
-	-	-	-			Zeichnungsnummer / drawing number	
-	-	-	-			9138_NB	
ind.	Aender. / modification	Datum	Name	Korker Str. 24, 77694 Kehl www.nussbaum-group.de			



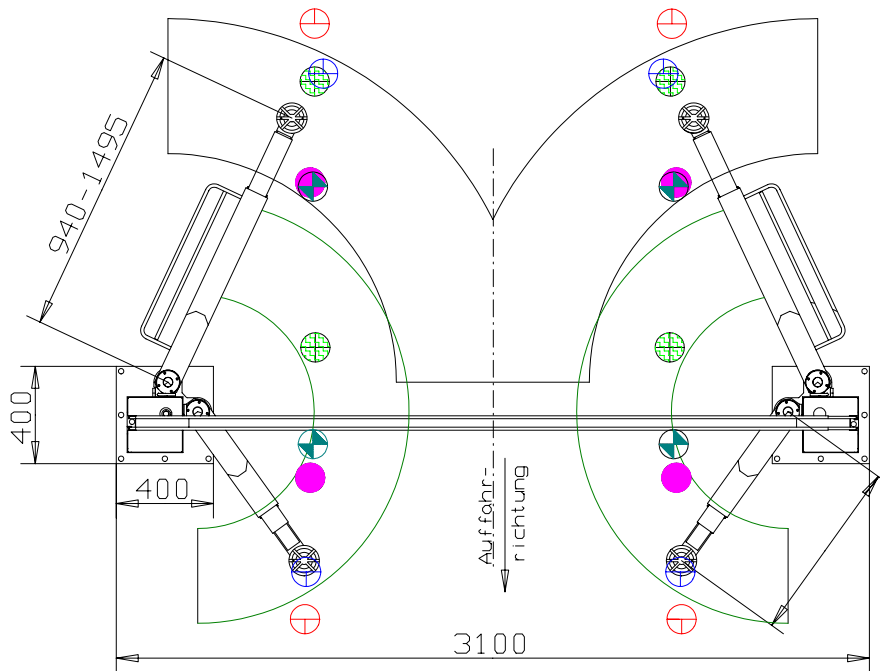
- ⊕ Z4
- ⊕ Mini Cooper
- ⊕ E39 Ser BMW
- 3er BMW
- ⊕ CLK
- ⊕ SLK
- ⊕ S-Klasse lang
- ⊕ Lupo/Arosa
- ⊕ T5 kurz
- ⊕ Megane II

Version mit MB-Tragarme

Tragarm lang 940-1495mm
 Tragarm kurz 480-870mm

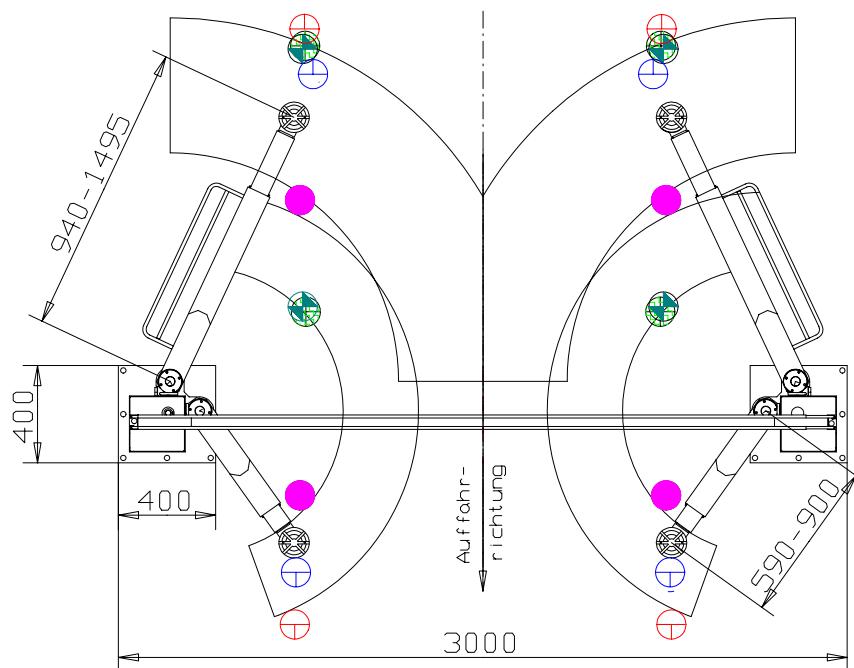
2.30 SL DT mit verschiedenen Fahrzeugen		 <small>TEL 07853/899-0 FAX 07853/8787 FERTIGUNGSTECHNIK UND MASCHINENBAU 77694 KEHL-BODERSWEIER</small>
22.11.13//M.G.	6562_EINBAU	

MB-Tragarme



- ⊕ Renault Megane II
- E90 3erBMW
- ⊕ VW T5 langer Radstand
- ⊕ VW T5 kurzer Radstand
- ⊕ Z4

Standard Tragarme



2.30 SL

Standard & MB-Tragarme

03.12.02 // M.G.

6071-1_EINBAU

Nussbaum
HEBETECHNIK

TEL 07853/899-0 FAX 07853/8787
www.nussbaum-lifts.de
77694 KEHL-BODERSWEIER